

LaCrosse

Report Card



Our School Report Card will provide information for you regarding test scores that Washington State and the federal government require us to administer. We update and inform the public of this information annually. Test scores and criteria are used to make decisions about our curriculum.

In an effort to assess academic achievement, the WASL, (Washington Assessment of Student Learning) is the test administered to 4th, 7th, and 10th grade students each spring.

The federal legislation of the No Child Left Behind (NCLB) Act requires states to set goals regarding the percentage of students meeting standards on these tests. In 2014, all students are to be meeting standard. Between now and 2014, the percentage of students needing to meet standard gradually increases. This gradual increase is known as Adequate Yearly Progress. **We met AYP for 2004-05.**

You can obtain more specific information about our district by going to the Office of Superintendent of Public Instruction (OSPI) website at: www.k12.wa.us or by calling the school district office at 549-3591.

Washington Assessment of Student Learning (WASL)

- * Percent of all students in the district at each achievement level
- * Local achievement compared to students in the state as a whole
- * Individual scores are disclosed at the district level
- * Levels 3 and 4 meet or exceed standards

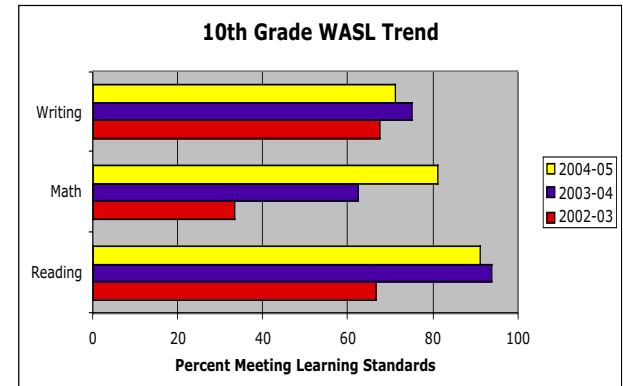
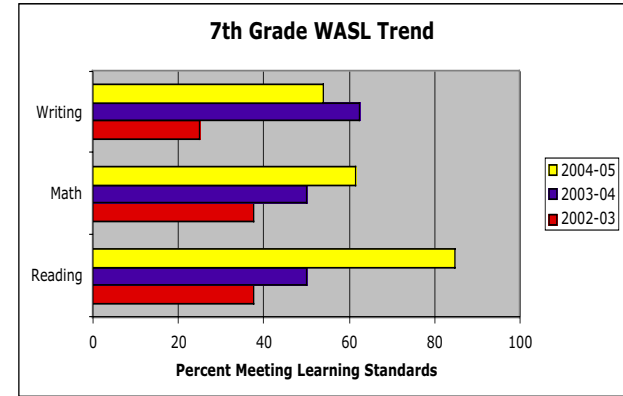
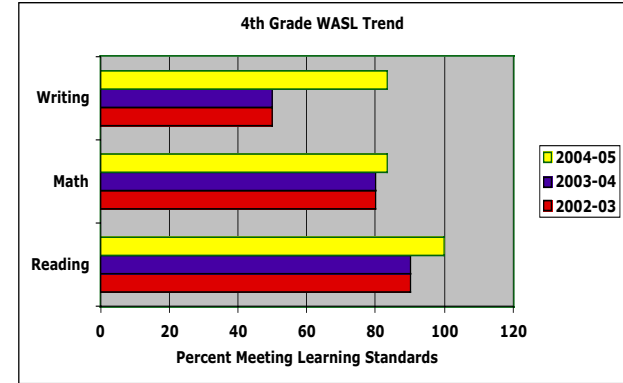
2005	Below Basic Lev. 1	Basic Lev. 2	Proficient Lev. 3	Advanced Lev. 4
Reading				
Grade 4	0%	0%	41.7%	58.3%
Grade 7	7.7%	0%	30.4%	53.8%
Grade 10	0%	10%	50%	30%
Math				
Grade 4	0%	16.7%	50%	33.3%
Grade 7	15.4%	15.4%	30.8%	30.8%
Grade 10	10%	10%	7%	0%
Writing				
Grade 4	8.3%	8.3%	75%	8.3%
Grade 7	0%	38.5%	53.8%	0%
Grade 10	0%	30%	30%	30%

2005

LaCrosse Results/Washington State Results

	<u>School</u> % Met	<u>State</u> %Met
Reading		
Grade 4	100%	79.2%
Grade 7	84.6%	68.7%
Grade 10	80%	72.4%
Math		
Grade 4	83.3%	60.0%
Grade 7	61.5%	50.5%
Grade 10	70%	47.1%
Writing		
Grade 4	83.3%	57.5%
Grade 7	53.8%	60.9%
Grade 10	60%	64.7%

The following graphs show LaCrosse WASL achievement trends from 2003-2005. Our students continue to make steady gains. It is important that we continue to focus on improving student learning so that our students enter college and the work force prepared for the ever-changing job market.



ITBS/ITED RESULTS

Grade 3

Reading	53%
Math	61%
Composite	57%

Grade 9

Expression	65%
Reading	39%
Quantitative Thinking	54%
Core Total	55%



Teacher Statistics

Classroom Teachers	17
Students per Teacher	9.0
Average Years of Teacher Experience	16.9
Teachers with at least a Master's Degree	60%

Nine Characteristics of High Performing Schools

While there is no single thing a school can do to ensure high student performance, education researchers found that effective schools have a number of common characteristics.

- Clear and Shared Focus
- High Standards & Expectations
- Effective School Leadership
- High Levels of Collaboration & Communication among Teachers
- Curriculum, Instruction & Assessment Aligned with Standards
- Frequent Monitoring of Teaching & Learning
- Focused Professional Development for Teachers
- Supportive Learning Environment
- High Levels of Community and Parent Involvement

Source: Partnership for Learning/September 2004

Federal Education Legislation: No Child Left Behind

The No Child Left Behind Act (NCLB), a reform of the Elementary and Secondary Education Act (ESEA), was passed by congress and signed into law on January 8, 2002. ESEA traditionally covered supplemental aid for poor and disadvantaged children in K-12 education, but has evolved over the years to address many other education reform priorities for all children. Mandates of the law include the following goals:

1. All children will attain proficiency or better in reading/language arts and mathematics by 2013-2014.
2. All limited English proficient students will become proficient in English and reach high academic standards.
3. All students will be taught by highly qualified teachers.
4. All students, including special education and limited English proficient and immigrant students, will be assessed with the same assessment instruments.
5. All students will learn in schools that are safe and drug free.
6. All students will graduate from high school.

The new law increases testing, reporting, and other requirements for schools. It significantly expands the federal role in education by placing very specific demands on states and school districts to set standards of proficiency that ALL students must meet. Each state sets its own curriculum and assessment standards. Private schools and home-schooled students are exempt from annual testing.

DEMOGRAPHICS

2004/2005 Enrollment

K-6	78
7-8	30
9-12	45
TOTAL	153

Gender

Males	50.3%	Females	49.7%
-------	-------	---------	-------

Ethnicity

American Indian or Alaska Native	.7%
Hispanic	4.1%
White	95.2%

Special Programs

Free or Reduced Lunch	27.7%
Special Education	7.3%
Transitional Bilingual	0%

Estimated Graduation Rate	100%
Unexcused Absent Rate	0.1%

Report Card 2004-2005

LaCrosse School District 38-126



Mission Statement

The mission of the LaCrosse School District, in partnership with families, youth, and community, is to prepare all students to become responsible citizens, reach their potential, and compete successfully in a changing, challenging, and diverse world.